



SJ Software GmbH Haarhofstr. 52 D-52080 Aachen
info@sj-software.de oder hotline@sj-software.de

If you want to use SJ MEPLA on one or more computers on a network, you can install directly to the server. At each program start of each computer is then checked whether a license for use is free. If yes, the program starts. If not, a message appears stating that no free license is available. To increase the number of concurrent users, you can always purchase additional licenses from us.

It is therefore a "floating license system"!

Note

Even if you only want to work on one computer with SJ MEPLA, installing it on the server has some advantages. When you buy a new computer, you do not need to perform a new installation. You just have to create a link to the program file "sj_mepla.exe" on the desktop.

Install the program directly on the server. Please make sure that you have **full access** to the installation folder from all workstations.

Note

If you want to install from a computer to a network drive, you may not see the network folder when selecting the path.

In this case, open the desired installation folder in Windows Explorer, copy this path and then paste it into the selection window:

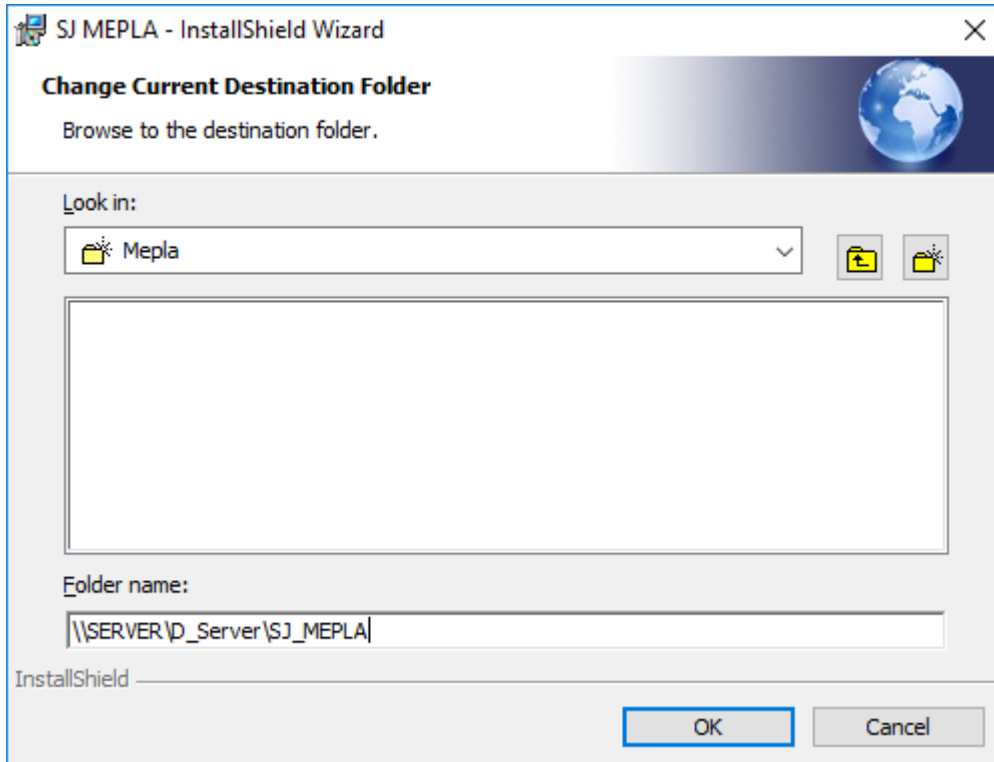
Step 1





SJ Software GmbH Haarhofstr. 52 D-52080 Aachen
info@sj-software.de oder hotline@sj-software.de

Step 2



Click on "OK" and continue the installation until the end.

There is no need to install either a file or an additional service on the individual computers.

Now create a shortcut for SJ MEPLA on the computer:
Desktop - right mouse button - new - link

Enter the location of the element:
Example: \\SERVER\D_Server\SJ_MEPLA\sj_mepla.exe

Enter the name for the Link:
SJ MEPLA



SJ Software GmbH Haarhofstr. 52 D-52080 Aachen
info@sj-software.de oder hotline@sj-software.de

Now start the program using the newly created icon on your desktop:

0, 16384: Full version

SJ MEPLA (Version 5.0.0)

Please note the messages in the note field!

Request of new serial number

Online activation

Continue with full version

Path to license file

License Viewer

Download default license file

Brief introduction

Information

Purchase order

Code 01: D73956CD	Code 08: A3908ADE
Code 02: 999EC308	Code 09: E5CEF647
Code 03: 3A8D8E18	Code 10: AAC27CCA
Code 04: 3A8D8E18	Code 11:
Code 05: FAC5FF5B	Code 12: 3A8D8E18
Code 06: D0844284	Code 13: 937C8674
Code 07: BB9E240E	

IP address: 93.233.197.109
Hostname: ROY1
License version: 5000
Serial number: -
Name/Company: user
License file: C:\Users\User\Documents\SJ_Lizenz_MEPLA\sj_mepla.lic

Development and distribution:
SJ Software GmbH
Haarhofstr. 52
DE-52080 Aachen
Germany
<http://www.SJ-Software.de>
Phone: +49 (0)241 / 910 535 0
Fax: +49 (0)241 / 910 535 9
Email: info@SJ-Software.de
[Support form](#)

Your license file does not contain any valid modules.

Click on the button "Path to license file" and select the folder "SJ_Lizenz_MEPLA" from the installation directory:

0, 16384: Full version

SJ MEPLA (Version 5.0.0)

Please note the messages in the note field!

Request of new serial number

Online activation

Continue with full version

Path to license file

License Viewer

Download default license file

Brief introduction

Information

Purchase order

Code 01: D73956CD	Code 08: A3908ADE
Code 02: 999EC308	Code 09: E5CEF647
Code 03: 3A8D8E18	Code 10: AAC27CCA
Code 04: 3A8D8E18	Code 11:
Code 05: FAC5FF5B	Code 12: 3A8D8E18
Code 06: D0844284	Code 13: 937C8674
Code 07: BB9E240E	

IP address: 93.233.197.109
Hostname: ROY1
License version: 5000
Serial number: -
Name/Company: user
License file: C:\Users\User\Documents\SJ_Lizenz_MEPLA\sj_mepla.lic

Development and distribution:
SJ Software GmbH
Haarhofstr. 52
DE-52080 Aachen
Germany
<http://www.SJ-Software.de>
Phone: +49 (0)241 / 910 535 0
Fax: +49 (0)241 / 910 535 9
Email: info@SJ-Software.de
[Support form](#)

Path to license file

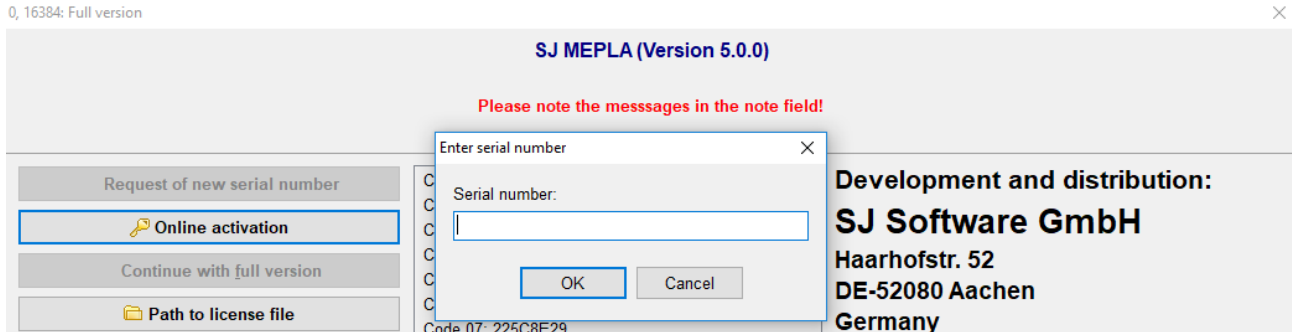
Netzwerk > SERVER > D_Server > SJ_MEPLA > SJ_Lizenz_MEPLA

"SJ_Lizenz_MEPLA" durchsuc...

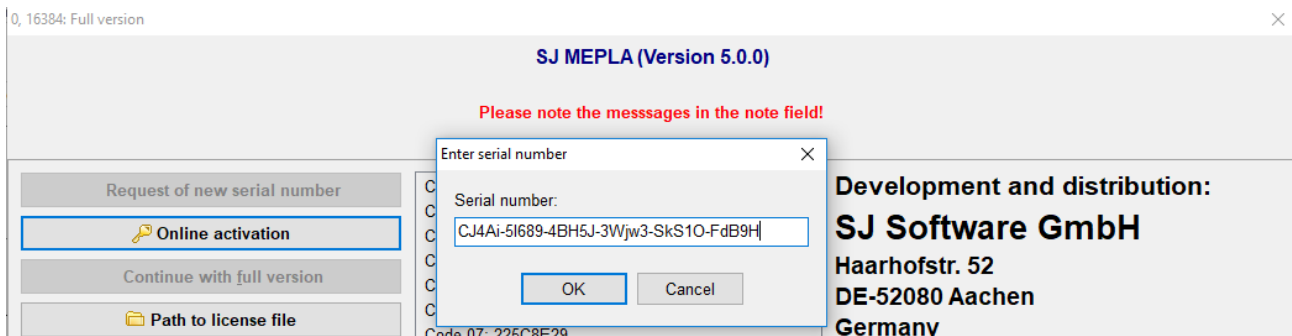


SJ Software GmbH Haarhofstr. 52 D-52080 Aachen
info@sj-software.de oder hotline@sj-software.de

Click on the button "Online Activation":



Enter your serial number and then click on "OK":



Confirm the activation with the button "activate now":



You only need to do this activation once on a computer.

On all other computers, you just have to set the path to the license file correctly.

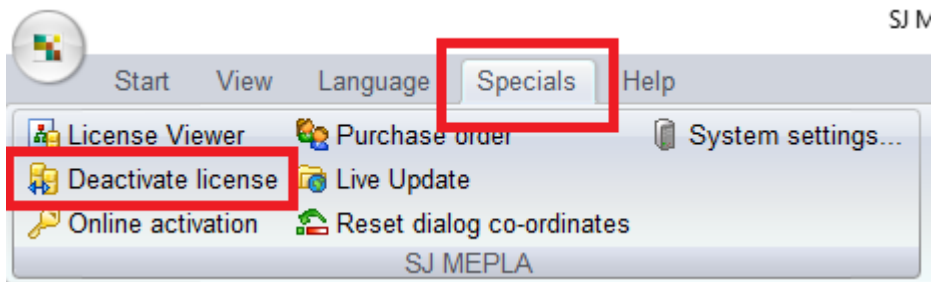


SJ Software GmbH Haarhofstr. 52 D-52080 Aachen
info@sj-software.de oder hotline@sj-software.de

Disable licensing from the server

Before reinstalling to another server, you must disable the license.

Start SJ MEPLA from any computer and click on "Specials – Deactivate license" in the menu bar:



The license is now deactivated by this server and can be reactivated with the same serial number on another server.